

Glass Flooring Systems, Inc.

**Attn: Wayne Conklin**

10 Leslie Court,  
Whippany NJ 07981

December 24, 2019

**RE: Glass Floorings Systems, Inc. – Testing Omicron S Product**

Dear Mr. Conklin:

The following table summarizes the dynamic coefficient of friction testing performed on Omicron S flooring provided by Glass Flooring Systems, Inc. on December 11, 2019 per the ANSI A326.3 American National Standard Test Method for Measuring Dynamic Coefficient of Friction of Hard Surface Flooring Materials testing protocol using the BOT-3000E tribometer. These results were achieved after the subject flooring materials were wiped of surface dust with water and cleaned with floor cleaner per the specifications included in the subject standard. Specifically, the table captures the average Dynamic Coefficient of Friction (DCOF) defined as the ratio of the horizontal component of force applied to a body required to overcome resistance to movement when the body is already in motion divided by the vertical component of the weight of the body or force applied to the surface where movement occurs.

Product	Specimen	Floor Condition	Wet / Dry	Result	Pass / Fail
11	1	Clean	Wet	0.49	PASS
11	2	Clean	Wet	0.49	PASS
11	3	Clean	Wet	0.46	PASS

*Figure 1- Slip Test Summary Table*

The Pass/Fail column indicates whether or not the test results indicate a flooring sample that is acceptable for use in the tested condition. In this case, the wet testing of the subject tile resulted in passing values.

The threshold provided in the ANSI A326.3 Standard states that:

*For exterior applications, the suitability of the installed hard surface flooring materials depends significantly on drainage of the assembly, physical structure of*



*the hard surface flooring, expected footwear, intended use, and the variety of contaminants present, in addition to other factors already discussed.*

In addition, the ANSI A326.3 Standard states:

*The specifier shall determine materials appropriate for specific project conditions, considering by way of example, but not in limitation, type of use, traffic, expected contaminants, expected maintenance, expected wear.*

This testing was completed by Moore Engineering Services using uninstalled samples provided to us.

Thank you for your time and consideration, if you should have any questions please don't hesitate to contact us at [smoore@mooreeng.com](mailto:smoore@mooreeng.com).

Sincerely,

MOORE ENGINEERING SERVICES  
Scott D. Moore PE - *President*

cc: File SDM, AMS, RRR, Wayne Conklin

Enclosures: ANSI A326.3 Reports

## ANSI A326.3 Report

Regan Scientific Instruments

12/11/2019, 4:59PM

Method: DCOF  
Product: 000  
Specimen: 011  
Result: 0.49  
Distance: 10 in.  
Temp/Hum: 61 F, 49%  
Type: Lab/Wet  
Condition: Clean



1.



2.




3.




4.


1. Avg = 0.49, Min = 0.45, Max = 0.52



2. Avg = 0.47, Min = 0.42, Max = 0.54



3. Avg = 0.49, Min = 0.46, Max = 0.56



4. Avg = 0.52, Min = 0.47, Max = 0.55



Device: BOT-3000E (v3.00.08)  
Serial No: 00560  
Calibration: 02/01/2019  
Verification: 12/11/2019, 3:04PM PASS  
Meter: 41.6 hrs

Sensor: 03893  
Type: Rubber  
Manuf. date: 02/01/2017  
Ref. offset: ----

## ANSI A326.3 Report

Regan Scientific Instruments

12/11/2019, 5:02PM

Method: DCOF  
Product: 000  
Specimen: 011  
Result: 0.49  
Distance: 10 in.  
Temp/Hum: 61 F, 49%  
Type: Lab/Wet  
Condition: Clean



1.



2.




3.




4.

1. Avg = 0.48, Min = 0.43, Max = 0.53



2. Avg = 0.48, Min = 0.44, Max = 0.51



3. Avg = 0.49, Min = 0.43, Max = 0.54



4. Avg = 0.50, Min = 0.45, Max = 0.53



Device: BOT-3000E (v3.00.08)  
Serial No: 00560  
Calibration: 02/01/2019  
Verification: 12/11/2019, 3:04PM PASS  
Meter: 41.6 hrs

Sensor: 03893  
Type: Rubber  
Manuf. date: 02/01/2017  
Ref. offset: ---

## ANSI A326.3 Report

Regan Scientific Instruments

12/11/2019, 5:04PM

Method: DCOF  
Product: 000  
Specimen: 011  
Result: 0.46  
Distance: 10 in.  
Temp/Hum: 61 F, 49%  
Type: Lab/Wet  
Condition: Clean



1.



2.



3.



4.


1. Avg = 0.46, Min = 0.43, Max = 0.49




2. Avg = 0.46, Min = 0.42, Max = 0.49



3. Avg = 0.46, Min = 0.43, Max = 0.49



4. Avg = 0.47, Min = 0.43, Max = 0.52



Device: BOT-3000E (v3.00.08)  
Serial No: 00560  
Calibration: 02/01/2019  
Verification: 12/11/2019, 3:04PM PASS  
Meter: 41.7 hrs

Sensor: 03893  
Type: Rubber  
Manuf. date: 02/01/2017  
Ref. offset: ----